

## 2023 Student Attitudes to School Survey

### Preliminary Summary Campus Report for: Reservoir Views Primary School

IMPORTANT: Percentage results for each question in the 'Your School, Your Say' preliminary reports include non-responses in the denominator. Non-responses are recorded when the question was asked but the respondent did not provide an answer. This year, the department will exclude these responses when calculating results to better reflect respondent sentiment. Therefore, your school's 'Your School, Your Say' preliminary report results may differ slightly from your school's final data on Panorama.

Detailed school level reporting will be provided by the Department later in the year.

Total number of started student responses: 83

Overall response rate: 99%





Please note: Overall response rate is based on headcount information provided by schools on the portal (n=84)

### Guide to reading results

#### DATA TABLES:

- Results relating to members of small cohorts (5 students or less in a cohort answering the question) have been suppressed (\*) to prevent the possible identification of individuals.
- A dash (-) indicates that the framework factor or question (item) was not applicable to that particular year level.
- The n= numbers at the top of the columns represent the total number of students for that cohort who participated in the survey.
- An asterisk (\*) at the end of a question text indicates that both mainstream and accessible survey results have been included in that row, where relevant.
- Results for questions may not add up to 100% where some students did not provide an answer.

#### COLOUR CODING IN DATA TABLES:

-  Total cohort result is more favourable than overall School result by more than 5 percentage points (pp)
-  Total cohort result is more favourable than overall School result by more than 10pp
-  Total cohort result is less favourable than overall School result by more than 5pp
-  Total cohort result is less favourable than overall School result by more than 10pp

# Summary Measures: Learning

## EFFECTIVE TEACHING PRACTICE FOR COGNITIVE ENGAGEMENT

Framework factor	Reservoir Views Primary School Results											
	Overall 2023	Year 4 - % Positive			Year 5 - % Positive			Year 6 - % Positive			Female	Male
	% Positive (n=83)	Total (n=33)	Female (n=13)	Male (n=20)	Total (n=24)	Female (n=14)	Male (n=10)	Total (n=26)	Female (n=12)	Male (n=14)	% Positive (n=39)	% Positive (n=44)
<b>Effective teaching time</b>	<b>82%</b>	<b>78%</b>	<b>81%</b>	<b>76%</b>	<b>80%</b>	<b>86%</b>	<b>73%</b>	<b>88%</b>	<b>94%</b>	<b>84%</b>	<b>87%</b>	<b>78%</b>
My teacher tells us what we are learning and why	84%	88%	85%	90%	79%	86%	70%	85%	92%	79%	87%	82%
My teacher asks questions to check that we understand	92%	88%	100%	80%	96%	100%	90%	92%	100%	86%	100%	84%
My teacher asks me questions that challenge my thinking	73%	64%	77%	55%	71%	79%	60%	88%	92%	86%	82%	66%
My teacher explains difficult things clearly / My teacher helps me understand things*	78%	73%	62%	80%	75%	79%	70%	88%	92%	86%	77%	80%
<b>Differentiated learning challenge</b>	<b>87%</b>	<b>86%</b>	<b>92%</b>	<b>82%</b>	<b>88%</b>	<b>93%</b>	<b>80%</b>	<b>88%</b>	<b>94%</b>	<b>83%</b>	<b>93%</b>	<b>82%</b>
My teacher understands how I learn	82%	82%	92%	75%	79%	86%	70%	85%	92%	79%	90%	75%
My teacher helps me to do my best*	92%	91%	92%	90%	92%	93%	90%	92%	92%	93%	92%	91%
My teacher gives extra help when students need it	88%	85%	92%	80%	92%	100%	80%	88%	100%	79%	97%	80%
<b>Stimulated learning</b>	<b>75%</b>	<b>82%</b>	<b>88%</b>	<b>78%</b>	<b>71%</b>	<b>79%</b>	<b>60%</b>	<b>71%</b>	<b>71%</b>	<b>71%</b>	<b>79%</b>	<b>72%</b>
My teacher makes the work we do in class interesting	81%	88%	100%	80%	79%	86%	70%	73%	75%	71%	87%	75%
My teacher makes learning fun*	70%	76%	77%	75%	63%	71%	50%	69%	67%	71%	72%	68%
<b>Effective classroom behaviour</b>	<b>83%</b>	<b>86%</b>	<b>75%</b>	<b>93%</b>	<b>79%</b>	<b>82%</b>	<b>75%</b>	<b>84%</b>	<b>92%</b>	<b>77%</b>	<b>83%</b>	<b>84%</b>
Students at this school treat teachers with respect	70%	82%	62%	95%	58%	64%	50%	65%	75%	57%	67%	73%
My teacher expects students to pay attention / My teacher expects me to listen*	95%	97%	92%	100%	92%	86%	100%	96%	100%	93%	92%	98%
My teacher sets clear rules for classroom behaviour	96%	97%	92%	100%	92%	93%	90%	100%	100%	100%	95%	98%
Students at this school treat each other with respect	71%	67%	54%	75%	75%	86%	60%	73%	92%	57%	77%	66%

## TEACHER-STUDENT RELATIONS

Framework factor	Reservoir Views Primary School Results											
	Overall 2023	Year 4 - % Positive			Year 5 - % Positive			Year 6 - % Positive			Female	Male
	% Positive (n=83)	Total (n=33)	Female (n=13)	Male (n=20)	Total (n=24)	Female (n=14)	Male (n=10)	Total (n=26)	Female (n=12)	Male (n=14)	% Positive (n=39)	% Positive (n=44)
<b>High expectations for success</b>	<b>95%</b>	<b>94%</b>	<b>92%</b>	<b>95%</b>	<b>94%</b>	<b>96%</b>	<b>90%</b>	<b>98%</b>	<b>100%</b>	<b>96%</b>	<b>96%</b>	<b>94%</b>
My teacher expects me to do my best	94%	91%	92%	90%	92%	93%	90%	100%	100%	100%	95%	93%
My teacher believes that I can do well at school / My teacher thinks I can do well at school*	96%	97%	92%	100%	96%	100%	90%	96%	100%	93%	97%	95%
<b>Effort</b>	<b>76%</b>	<b>73%</b>	<b>82%</b>	<b>67%</b>	<b>75%</b>	<b>81%</b>	<b>67%</b>	<b>81%</b>	<b>94%</b>	<b>69%</b>	<b>85%</b>	<b>67%</b>
I usually pay attention in class	73%	70%	85%	60%	75%	86%	60%	77%	92%	64%	87%	61%
My teacher expects nothing less than our full effort	80%	73%	77%	70%	79%	86%	70%	88%	100%	79%	87%	73%
I enjoy doing my work in class	75%	76%	85%	70%	71%	71%	70%	77%	92%	64%	82%	68%
<b>Teacher concern</b>	<b>73%</b>	<b>76%</b>	<b>77%</b>	<b>75%</b>	<b>68%</b>	<b>67%</b>	<b>70%</b>	<b>76%</b>	<b>86%</b>	<b>67%</b>	<b>76%</b>	<b>71%</b>
My teacher cares about how I am feeling / My teacher looks after me*	88%	88%	85%	90%	79%	79%	80%	96%	92%	100%	85%	91%
My teacher seems to know if something is bothering me	63%	61%	62%	60%	67%	79%	50%	62%	83%	43%	74%	52%
I can talk to my teacher if something is worrying me	70%	79%	85%	75%	58%	43%	80%	69%	83%	57%	69%	70%

LEARNER CHARACTERISTICS AND DISPOSITION

Framework factor	Reservoir Views Primary School Results											
	Overall 2023	Year 4 - % Positive			Year 5 - % Positive			Year 6 - % Positive			Female	Male
	% Positive (n=83)	Total (n=33)	Female (n=13)	Male (n=20)	Total (n=24)	Female (n=14)	Male (n=10)	Total (n=26)	Female (n=12)	Male (n=14)	% Positive (n=39)	% Positive (n=44)
<b>Learning confidence (Sense of confidence)</b>	<b>81%</b>	<b>88%</b>	<b>88%</b>	<b>88%</b>	<b>71%</b>	<b>75%</b>	<b>65%</b>	<b>83%</b>	<b>96%</b>	<b>71%</b>	<b>86%</b>	<b>77%</b>
I am good at learning*	87%	91%	92%	90%	79%	86%	70%	88%	100%	79%	92%	82%
I can do challenging school work	76%	85%	85%	85%	63%	64%	60%	77%	92%	64%	79%	73%
<b>Perseverance</b>	<b>80%</b>	<b>79%</b>	<b>69%</b>	<b>85%</b>	<b>79%</b>	<b>79%</b>	<b>80%</b>	<b>83%</b>	<b>92%</b>	<b>75%</b>	<b>79%</b>	<b>81%</b>
I can recover in a short time when something bad happens to me	73%	73%	69%	75%	71%	71%	70%	77%	83%	71%	74%	73%
I try again when I don't succeed / I try again when I don't get things right*	87%	85%	69%	95%	88%	86%	90%	88%	100%	79%	85%	89%
<b>Motivation and interest</b>	<b>80%</b>	<b>83%</b>	<b>85%</b>	<b>83%</b>	<b>79%</b>	<b>82%</b>	<b>75%</b>	<b>75%</b>	<b>83%</b>	<b>68%</b>	<b>83%</b>	<b>76%</b>
I want to learn new things*	95%	97%	100%	95%	92%	93%	90%	96%	100%	93%	97%	93%
I am learning things that really interest me	64%	70%	69%	70%	67%	71%	60%	54%	67%	43%	69%	59%
<b>Self-regulation and goal setting</b>	<b>83%</b>	<b>82%</b>	<b>92%</b>	<b>75%</b>	<b>85%</b>	<b>86%</b>	<b>85%</b>	<b>83%</b>	<b>96%</b>	<b>71%</b>	<b>91%</b>	<b>76%</b>
I try very hard at school / I try my best at school*	83%	82%	92%	75%	83%	86%	80%	85%	100%	71%	92%	75%
I ask my teacher for help when I find my work difficult	83%	82%	92%	75%	88%	86%	90%	81%	92%	71%	90%	77%
<b>Attitudes to attendance</b>	<b>85%</b>	<b>86%</b>	<b>90%</b>	<b>83%</b>	<b>85%</b>	<b>86%</b>	<b>83%</b>	<b>83%</b>	<b>94%</b>	<b>74%</b>	<b>90%</b>	<b>80%</b>
I always try to attend school	90%	88%	100%	80%	100%	100%	100%	85%	100%	71%	100%	82%
My parent(s), caregiver(s) or guardian(s) believe(s) that going to school is important	98%	94%	92%	95%	100%	100%	100%	100%	100%	100%	97%	98%
I try to catch up on my work if I am absent from school	66%	76%	77%	75%	54%	57%	50%	65%	83%	50%	72%	61%

# Summary Measures: Experience at School

## SOCIAL ENGAGEMENT

Framework factor	Reservoir Views Primary School Results											
	Overall 2023	Year 4 - % Positive			Year 5 - % Positive			Year 6 - % Positive			Female	Male
	% Positive (n=83)	Total (n=33)	Female (n=13)	Male (n=20)	Total (n=24)	Female (n=14)	Male (n=10)	Total (n=26)	Female (n=12)	Male (n=14)	% Positive (n=39)	% Positive (n=44)
<b>School connectedness (Sense of connectedness)</b>	<b>86%</b>	<b>86%</b>	<b>88%</b>	<b>85%</b>	<b>83%</b>	<b>84%</b>	<b>82%</b>	<b>88%</b>	<b>95%</b>	<b>83%</b>	<b>89%</b>	<b>84%</b>
I feel proud about being a student at this school	90%	91%	92%	90%	88%	79%	100%	92%	92%	93%	87%	93%
I like this school*	92%	94%	92%	95%	88%	93%	80%	92%	100%	86%	95%	89%
I am happy to be at this school*	89%	85%	92%	80%	92%	93%	90%	92%	100%	86%	95%	84%
I feel like I belong at this school*	87%	88%	92%	85%	79%	79%	80%	92%	100%	86%	90%	84%
I look forward to going to school	72%	73%	69%	75%	71%	79%	60%	73%	83%	64%	77%	68%
<b>Student voice and agency</b>	<b>74%</b>	<b>75%</b>	<b>79%</b>	<b>73%</b>	<b>72%</b>	<b>77%</b>	<b>65%</b>	<b>74%</b>	<b>88%</b>	<b>63%</b>	<b>81%</b>	<b>68%</b>
At this school, I help decide things like class activities or rules	71%	70%	77%	65%	75%	79%	70%	69%	83%	57%	79%	64%
I have a say in the things I learn	77%	85%	85%	85%	67%	71%	60%	77%	92%	64%	82%	73%
My teacher likes my ideas	73%	67%	77%	60%	75%	79%	70%	81%	92%	71%	82%	66%
I am encouraged to share my ideas / My teacher thinks my ideas are good*	73%	79%	77%	80%	71%	79%	60%	69%	83%	57%	79%	68%
<b>Sense of inclusion</b>	<b>89%</b>	<b>85%</b>	<b>92%</b>	<b>80%</b>	<b>91%</b>	<b>93%</b>	<b>88%</b>	<b>93%</b>	<b>94%</b>	<b>93%</b>	<b>93%</b>	<b>86%</b>
I have lots of chances to be part of class activities	90%	85%	92%	80%	96%	100%	90%	92%	83%	100%	92%	89%
I have friends at this school*	94%	94%	100%	90%	88%	86%	90%	100%	100%	100%	95%	93%
My teacher makes me feel like I matter	80%	70%	77%	65%	79%	86%	70%	92%	100%	86%	87%	73%
My teacher makes sure all students feel included	93%	91%	100%	85%	100%	100%	100%	88%	92%	86%	97%	89%
<b>School stage transitions (Year 7 and new students only)</b>	*	*	*	*	-	-	-	*	*	*	*	*
The orientation program helped me settle in at this school	*	*	*	*	-	-	-	*	*	*	*	*
I have found it easy to make friends at this school*	*	*	*	*	-	-	-	*	*	*	*	*
My teachers gave me enough help to settle in at this school	*	*	*	*	-	-	-	*	*	*	*	*
I know who to ask for help at this school	*	*	*	*	-	-	-	*	*	*	*	*

STUDENT SAFETY (SCHOOL SAFETY)

Framework factor	Reservoir Views Primary School Results											
	Overall 2023	Year 4 - % Positive			Year 5 - % Positive			Year 6 - % Positive			Female	Male
	% Positive (n=83)	Total (n=33)	Female (n=13)	Male (n=20)	Total (n=24)	Female (n=14)	Male (n=10)	Total (n=26)	Female (n=12)	Male (n=14)	% Positive (n=39)	% Positive (n=44)
<b>Advocate at school</b>	87%	84%	86%	82%	84%	86%	82%	95%	98%	91%	90%	85%
At this school, there is a teacher or another adult who cares about me	87%	85%	85%	85%	79%	86%	70%	96%	100%	93%	90%	84%
There is a teacher or another adult at this school who believes that I can be successful	88%	82%	77%	85%	83%	86%	80%	100%	100%	100%	87%	89%
At this school, there is a teacher or another adult who listens to me when I have something to say	88%	85%	85%	85%	83%	86%	80%	96%	100%	93%	90%	86%
I have someone at school who I can share any problems with	78%	73%	85%	65%	79%	71%	90%	85%	92%	79%	82%	75%
There is a teacher or another adult at this school who tells me when I do a good job	95%	94%	100%	90%	96%	100%	90%	96%	100%	93%	100%	91%
<b>Managing bullying</b>	88%	86%	87%	85%	89%	86%	93%	91%	94%	88%	89%	88%
I feel safe at this school*	93%	91%	92%	90%	88%	86%	90%	100%	100%	100%	92%	93%
This school deals fairly with bullying problems	83%	79%	77%	80%	88%	86%	90%	85%	92%	79%	85%	82%
I know where to get help if I feel bullied / I know where to get help if someone hurts me or if I feel upset*	89%	88%	92%	85%	92%	86%	100%	88%	92%	86%	90%	89%
<b>Respect for diversity</b>	84%	85%	77%	90%	88%	89%	85%	81%	83%	79%	83%	85%
All students are treated fairly at this school	72%	73%	54%	85%	75%	79%	70%	69%	67%	71%	67%	77%
It is okay to be different at this school	96%	97%	100%	95%	100%	100%	100%	92%	100%	86%	100%	93%

EXPERIENCE OF BULLYING

Framework factor	Reservoir Views Primary School Results											
	Overall 2023	Year 4 - % Yes			Year 5 - % Yes			Year 6 - % Yes			Female	Male
	% Yes (n=83)	Total (n=33)	Female (n=13)	Male (n=20)	Total (n=24)	Female (n=14)	Male (n=10)	Total (n=26)	Female (n=12)	Male (n=14)	% Yes (n=39)	% Yes (n=44)
<b>I have been bullied at my school:</b>												
This term	5%	3%	0%	5%	4%	7%	0%	8%	8%	7%	5%	5%
In the past 12 months	11%	6%	8%	5%	13%	14%	10%	15%	17%	14%	13%	9%
<b>This term...</b>												
I have often been teased in an unpleasant way or called names at my school (verbal)	11%	9%	0%	15%	13%	14%	10%	12%	8%	14%	8%	14%
Other students often leave me out of things on purpose or spread rumours about me at school (social)	5%	6%	8%	5%	4%	0%	10%	4%	8%	0%	5%	5%
I have been hit, kicked, hurt or threatened on purpose by another student (physical)	11%	12%	15%	10%	8%	7%	10%	12%	8%	14%	10%	11%
I have often been picked on by another student from my school while online or on social media (cyber)	1%	3%	0%	5%	0%	0%	0%	0%	0%	0%	0%	2%

EXPERIENCE OF RACISM

Framework factor	Reservoir Views Primary School Results											
	Overall 2023	Year 4 - % Yes			Year 5 - % Yes			Year 6 - % Yes			Female	Male
	% Yes	Total	Female	Male	Total	Female	Male	Total	Female	Male	% Yes	% Yes
	(n=83)	(n=33)	(n=13)	(n=20)	(n=24)	(n=14)	(n=10)	(n=26)	(n=12)	(n=14)	(n=39)	(n=44)
I have experienced racism at this school this term	5%	0%	0%	0%	13%	0%	30%	4%	0%	7%	0%	9%
I have experienced racism at this school in the past 12 months	10%	12%	0%	20%	4%	7%	0%	12%	0%	21%	3%	16%
I know what to do or who to tell if I experience racism at this school	77%	73%	69%	75%	75%	79%	70%	85%	75%	93%	74%	80%

STUDENT ONLINE EXPERIENCES

Framework factor	Reservoir Views Primary School Results											
	Overall 2023	Year 4 - % At least once			Year 5 - % At least once			Year 6 - % At least once			Female	Male
	% At least once	Total	Female	Male	Total	Female	Male	Total	Female	Male	% At least once	% At least once
	(n=83)	(n=33)	(n=13)	(n=20)	(n=24)	(n=14)	(n=10)	(n=26)	(n=12)	(n=14)	(n=39)	(n=44)
Has anyone sent you something on the internet (i.e. on social media, in an email or online message) that made you upset or uncomfortable?	20%	9%	0%	15%	21%	0%	50%	35%	8%	57%	3%	36%
Have you been afraid to go on the internet?	16%	9%	8%	10%	29%	29%	30%	12%	0%	21%	13%	18%
Has anyone posted anything about you online that you didn't want others to see?	2%	0%	0%	0%	0%	0%	0%	8%	0%	14%	0%	5%

## Summary Measures: Student Health and Wellbeing

### INDIVIDUAL SOCIAL AND EMOTIONAL WELLBEING

Framework factor	Reservoir Views Primary School Results											
	Overall 2023	Year 4 - % Positive			Year 5 - % Positive			Year 6 - % Positive			Female	Male
	% Positive (n=83)	Total (n=33)	Female (n=13)	Male (n=20)	Total (n=24)	Female (n=14)	Male (n=10)	Total (n=26)	Female (n=12)	Male (n=14)	% Positive (n=39)	% Positive (n=44)
<b>Life satisfaction</b>	83%	80%	74%	83%	72%	69%	77%	96%	100%	93%	80%	85%
In most ways my life is close to the way I would want it to be	81%	82%	69%	90%	67%	64%	70%	92%	100%	86%	77%	84%
The things in my life are excellent	83%	76%	77%	75%	75%	71%	80%	100%	100%	100%	82%	84%
I am happy with my life*	84%	82%	77%	85%	75%	71%	80%	96%	100%	93%	82%	86%
<b>Resilience</b>												
Low resilience	30%	33%	31%	35%	38%	43%	30%	19%	17%	21%	31%	30%
Normal resilience	60%	58%	46%	65%	54%	43%	70%	69%	83%	57%	56%	64%
High resilience	10%	9%	23%	0%	8%	14%	0%	12%	0%	21%	13%	7%
Unknown resilience	0%	0%	0%	0%	0%	0%	0%	0%	0%	0%	0%	0%

### INDIVIDUAL PHYSICAL AND MENTAL HEALTH

Framework factor	Reservoir Views Primary School Results											
	Overall 2023	Year 4 - % Selected			Year 5 - % Selected			Year 6 - % Selected			Female	Male
	% Selected (n=83)	Total (n=33)	Female (n=13)	Male (n=20)	Total (n=24)	Female (n=14)	Male (n=10)	Total (n=26)	Female (n=12)	Male (n=14)	% Selected (n=39)	% Selected (n=44)
<b>Subjective physical health</b> Compared to other people your age, would you describe your health as?*												
Very poor	0%	0%	0%	0%	0%	0%	0%	0%	0%	0%	0%	0%
Poor	4%	0%	0%	0%	13%	14%	10%	0%	0%	0%	5%	2%
Fair	25%	33%	31%	35%	29%	21%	40%	12%	17%	7%	23%	27%
Good	39%	27%	38%	20%	42%	43%	40%	50%	42%	57%	41%	36%
Excellent	31%	36%	31%	40%	17%	21%	10%	38%	42%	36%	31%	32%
<b>Physical activity</b> Over the past 7 days, on how many days were you physically active for a total of at least 60 minutes per day?												
0 days	2%	0%	0%	0%	8%	0%	20%	0%	0%	0%	0%	5%
1 or 2 days	12%	3%	0%	5%	25%	21%	30%	12%	8%	14%	10%	14%
3 or 4 days	19%	3%	0%	5%	29%	36%	20%	31%	50%	14%	28%	11%
5 or 6 days	43%	58%	54%	60%	33%	43%	20%	35%	42%	29%	46%	41%
7 days	23%	36%	46%	30%	4%	0%	10%	23%	0%	43%	15%	30%

EMOTIONAL AND RELATIONAL ENGAGEMENT

Framework factor	Reservoir Views Primary School Results											
	Overall 2023	Year 4 - % Agree or Strongly Agree			Year 5 - % Agree or Strongly Agree			Year 6 - % Agree or Strongly Agree			Female	Male
	% Agree or Strongly Agree	Total	Female	Male	Total	Female	Male	Total	Female	Male	% Agree or Strongly Agree	% Agree or Strongly Agree
	(n=83)	(n=33)	(n=13)	(n=20)	(n=24)	(n=14)	(n=10)	(n=26)	(n=12)	(n=14)	(n=39)	(n=44)
<b>Emotional awareness and regulation</b>	<b>74%</b>	<b>75%</b>	<b>80%</b>	<b>72%</b>	<b>68%</b>	<b>67%</b>	<b>68%</b>	<b>80%</b>	<b>87%</b>	<b>74%</b>	<b>77%</b>	<b>72%</b>
I know the emotions I feel*	89%	94%	100%	90%	88%	86%	90%	85%	83%	86%	90%	89%
I know when my feelings are making it hard for me to focus	87%	94%	100%	90%	79%	79%	80%	85%	92%	79%	90%	84%
I know ways to calm myself down	72%	73%	77%	70%	58%	57%	60%	85%	92%	79%	74%	70%
I know how to be patient even when I am really excited*	64%	58%	69%	50%	67%	64%	70%	69%	83%	57%	72%	57%
I know how to get through something even when I feel frustrated	60%	58%	54%	60%	46%	50%	40%	77%	83%	71%	62%	59%

Framework factor	Reservoir Views Primary School Results											
	Overall 2023	Year 4 - % Positive peer relationships			Year 5 - % Positive peer relationships			Year 6 - % Positive peer relationships			Female	Male
	% Positive peer relationships	Total	Female	Male	Total	Female	Male	Total	Female	Male	% Positive peer relationships	% Positive peer relationships
	(n=83)	(n=33)	(n=13)	(n=20)	(n=24)	(n=14)	(n=10)	(n=26)	(n=12)	(n=14)	(n=39)	(n=44)
<b>Peer relationships</b>	<b>81%</b>	<b>81%</b>	<b>82%</b>	<b>81%</b>	<b>82%</b>	<b>86%</b>	<b>77%</b>	<b>81%</b>	<b>86%</b>	<b>76%</b>	<b>85%</b>	<b>78%</b>
How are you at each of the following?												
Staying friends with people*	98%	94%	100%	90%	100%	100%	100%	100%	100%	100%	100%	95%
Letting your friends know you like them by telling them or showing them	73%	73%	69%	75%	79%	86%	70%	69%	83%	57%	79%	68%
Introducing yourself to someone for the first time	72%	76%	77%	75%	71%	71%	70%	69%	58%	79%	69%	75%
Helping someone feel better when they are upset	78%	79%	77%	80%	79%	86%	70%	77%	83%	71%	82%	75%
Showing that you care when someone talks about their problems	89%	97%	92%	100%	79%	93%	60%	88%	100%	79%	95%	84%
Letting someone really get to know you	77%	70%	77%	65%	83%	79%	90%	81%	92%	71%	82%	73%



Reservoir Views Primary School Results												
Framework factor	Overall 2023	Year 4 - % Easy or Very Easy			Year 5 - % Easy or Very Easy			Year 6 - % Easy or Very Easy			Female	Male
	% Easy or Very Easy	Total	Female	Male	Total	Female	Male	Total	Female	Male	% Easy or Very Easy	% Easy or Very Easy
	(n=83)	(n=33)	(n=13)	(n=20)	(n=24)	(n=14)	(n=10)	(n=26)	(n=12)	(n=14)	(n=39)	(n=44)
<b>Help seeking</b> If something was really bothering you, how easy would it be for you to talk to the following people about it?												
Friend	87%	82%	85%	80%	92%	100%	80%	88%	75%	100%	87%	86%
An adult in your school who is not your teacher (i.e. a school counsellor, school nurse, office person, or someone similar)	59%	55%	69%	45%	58%	64%	50%	65%	67%	64%	67%	52%
Your parent, caregiver, or guardian	92%	88%	85%	90%	92%	86%	100%	96%	92%	100%	87%	95%
A family member who is not your parent, caregiver or guardian (i.e. a brother, sister, cousin, uncle, aunt, grandparent)	76%	91%	85%	95%	67%	64%	70%	65%	75%	57%	74%	77%
Another adult in the community (e.g. Scout or Girl Guide leader, sports coach, religious leader, Elder)	39%	39%	38%	40%	33%	36%	30%	42%	42%	43%	38%	39%

Reservoir Views Primary School Results												
Framework factor	Overall 2023	Year 4 - % At least 1 time			Year 5 - % At least 1 time			Year 6 - % At least 1 time			Female	Male
	% At least 1 time	Total	Female	Male	Total	Female	Male	Total	Female	Male	% At least 1 time	% At least 1 time
	(n=83)	(n=33)	(n=13)	(n=20)	(n=24)	(n=14)	(n=10)	(n=26)	(n=12)	(n=14)	(n=39)	(n=44)
<b>Community connections</b> Thinking about how you spend your time after school and on the weekends, in the past 2 weeks did you?												
Participate in organised sports (such as football, hockey, netball, basketball, dancing, swimming or soccer)	70%	76%	69%	80%	71%	79%	60%	62%	75%	50%	74%	66%
Participate in an interest group or hobby with others (such as music classes, language classes, art group, gaming, skateboarding and surfing)	55%	45%	46%	45%	63%	57%	70%	62%	50%	71%	51%	59%
Hang out with friends	69%	70%	77%	65%	79%	79%	80%	58%	58%	57%	72%	66%

Reservoir Views Primary School Results												
Framework factor	Overall 2023	Year 4 - % Selected			Year 5 - % Selected			Year 6 - % Selected			Female	Male
	% Selected	Total	Female	Male	Total	Female	Male	Total	Female	Male	% Selected	% Selected
	(n=83)	(n=33)	(n=13)	(n=20)	(n=24)	(n=14)	(n=10)	(n=26)	(n=12)	(n=14)	(n=39)	(n=44)
<b>Use of electronic devices</b> About how many hours a day do you use a computer (or a handheld device e.g. a mobile phone or tablet) for chatting online, internet, emailing, etc. in your free time on weekdays?												
Less than an hour	31%	42%	54%	35%	25%	36%	10%	23%	17%	29%	36%	27%
1 hour to less than 5 hours	45%	45%	31%	55%	38%	36%	40%	50%	67%	36%	44%	45%
5 hours or more	18%	6%	8%	5%	33%	21%	50%	19%	17%	21%	15%	20%
Prefer not to say	5%	3%	8%	0%	4%	7%	0%	8%	0%	14%	5%	5%
<b>Use of electronic devices</b> About how many hours a day do you use a computer (or a handheld device e.g. a mobile phone or tablet) for chatting online, internet, emailing, etc. in your free time on the weekend?												
Less than an hour	16%	21%	23%	20%	8%	7%	10%	15%	8%	21%	13%	18%
1 hour to less than 5 hours	41%	39%	38%	40%	42%	43%	40%	42%	75%	14%	51%	32%
5 hours or more	34%	27%	23%	30%	38%	36%	40%	38%	17%	57%	26%	41%
Prefer not to say	7%	6%	15%	0%	13%	14%	10%	4%	0%	7%	10%	5%

Framework factor	Reservoir Views Primary School Results											
	Overall 2023	Year 4 - % Selected			Year 5 - % Selected			Year 6 - % Selected			Female	Male
	% Selected (n=83)	Total (n=33)	Female (n=13)	Male (n=20)	Total (n=24)	Female (n=14)	Male (n=10)	Total (n=26)	Female (n=12)	Male (n=14)	% Selected (n=39)	% Selected (n=44)
<b>How often do you talk to your friend(s) on the phone, or send them text messages or have contact online?</b>												
5 days or more	34%	18%	38%	5%	50%	29%	80%	38%	25%	50%	31%	36%
1 - 4 days	34%	36%	23%	45%	25%	36%	10%	38%	50%	29%	36%	32%
Rarely or never	33%	45%	38%	50%	25%	36%	10%	23%	25%	21%	33%	32%